

Beacon Accelerated Return Strategy Fund Class I



Annual Shareholder Report | September 30, 2024

Fund Overview

This annual shareholder report contains important information about Beacon Accelerated Return Strategy Fund - I Class for the period of October 1, 2023 to September 30, 2024.

You can find additional information about the Fund at <https://www.beacontrust.com/services/investment-management/beacon-funds>. You can also request this information by contacting us at 1-844-894-9222.

What were the Fund's Cost for the last year?

(based on a hypothetical \$10,000 investment)

CLASS NAME	COST OF A \$10,000 INVESTMENT	COST PAID AS A PERCENTAGE OF A \$10,000 INVESTMENT
Beacon Accelerated Return Strategy Fund - I	\$141	1.28%

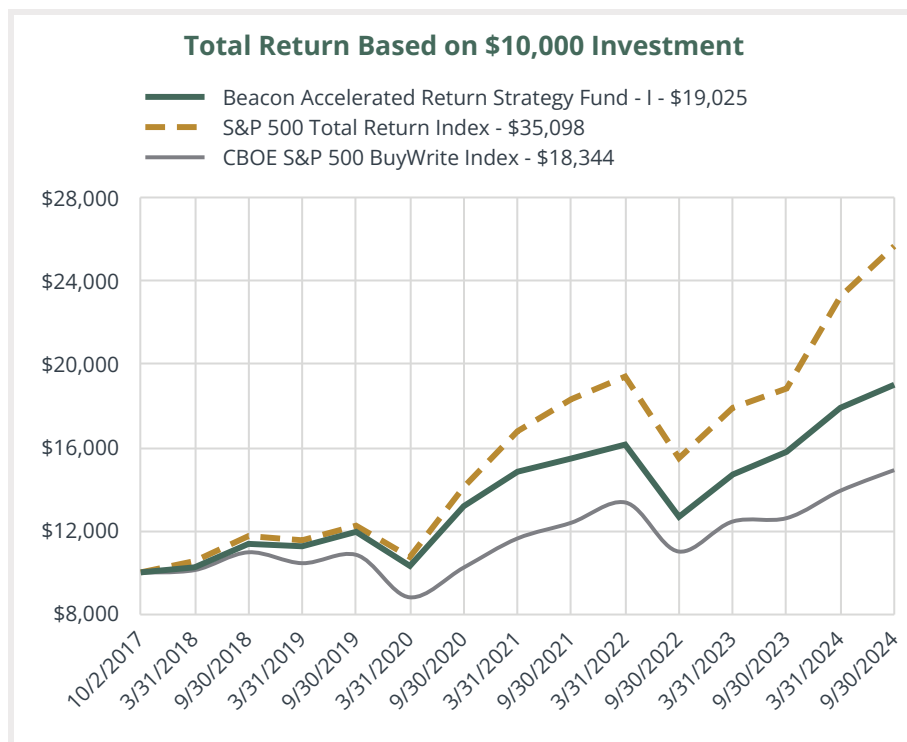
How did the Fund perform last year?

The Beacon Accelerated Return Strategy Fund - I returned 20.42% for the 12 months ended September 30, 2024. This is in contrast to the CBOE S&P 500 BuyWrite Index, which had a 18.31% return for the same time period.

The returns sought to be generated by the Fund are derived from two distinct return elements, i.e. returns from Directional/Enhanced market movements and returns from Income (or option premium). Each return driver plays a crucial, and sometimes complementary role in the overall performance of the strategy.

Over the last year, the Directional/Enhanced component added value due to the increase in the S&P 500, and the Income component detracted from value since the premium collected from selling out of the money call options was less than the losses from the exercised options.

How did the Fund perform since inception?



Average Annual Total Returns

	1 Year	5 Year	Since Inception
Beacon Accelerated Return Strategy Fund - Class I	20.42%	9.75%	9.63%
S&P 500 Total Return Index	36.35%	15.98%	14.44%
CBOE S&P 500 BuyWrite Index	18.31%	6.59%	5.88%

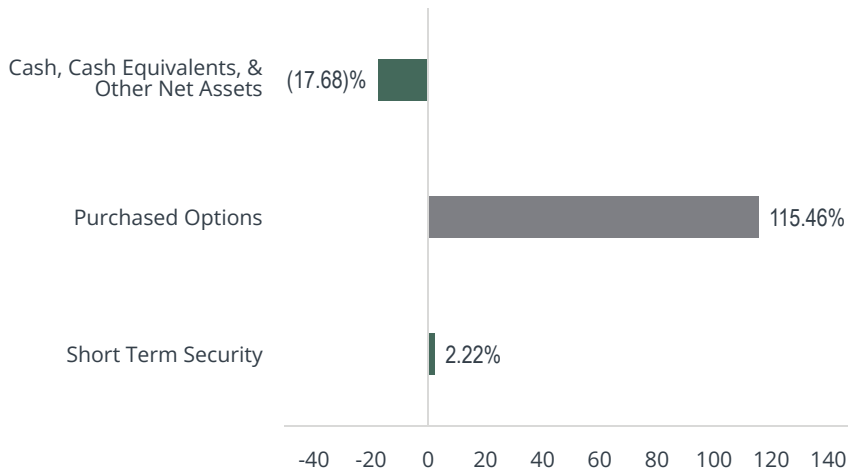
Fund Statistics

Total Net Assets	\$86,392,330
# of Portfolio Holdings	51
Portfolio Turnover Rate (Class I)	-%
Advisory Fees Paid	\$900,367

The Fund's past performance is not a good predictor of the Fund's future performance. The "Average Annual Total Returns" table and graph presented above do not reflect the deduction of taxes a shareholder would pay on fund distributions or the redemption of fund shares. Call 1-844-894-9222 for current month-end performance.

What did the Fund invest in?

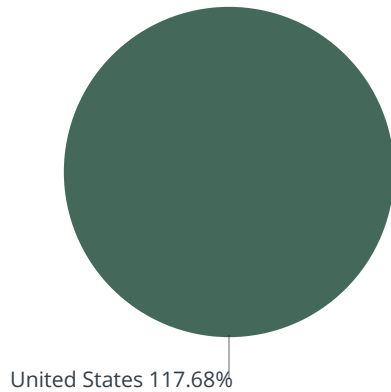
Asset Class Weightings (as a % of Net Assets)



Top Ten Holdings (as a % of Net Assets)

Call XSP October 0.01 10/14/2024	11.34%
Call XSP November 0.01 11/14/2024	10.67%
Call XSP December 0.01 12/13/2024	10.66%
Call XSP January 0.01 01/14/2025	10.33%
Call XSP February 0.01 02/14/2025	9.32%
Call XSP May 0.01 05/14/2025	8.31%
Call XSP JUNE 0.01 06/13/2025	8.31%
Call XSP JULY 0.01 07/14/2025	8.30%
Call XSP March 0.01 03/14/2025	7.99%
Call XSP April 0.01 04/14/2025	7.98%
Total % of Top 10 Holdings	93.21%

Country Weightings (as a % of Net Assets)



Material Fund Changes

There have been no material Fund changes during the reporting period.

Changes in and Disagreements with Accountants

There have been no changes in or disagreements with the Fund's independent accounting firm during the reporting period.

Availability of Additional Information

Additional information about the Fund, including its prospectus, financial information, holdings, and proxy voting information, can be found by visiting <https://www.beacontrust.com/services/investment-management/beacon-funds>.

Householding

If you have consented to receive a single annual or semi-annual shareholder report at a shared address you may revoke this consent by calling the Transfer Agent 1-973-206-7100.

Distributor, ALPS Distributors, Inc.

Phone: 1-844-894-9222

Email: mutualfunds@beacontrust.com



02110A621-A-09302024