

# Beacon Planned Return Strategy Fund Class I



Annual Shareholder Report | September 30, 2024

## Fund Overview

This annual shareholder report contains important information about Beacon Planned Return Strategy Fund - I Class for the period of October 1, 2023 to September 30, 2024.

You can find additional information about the Fund at <https://www.beacontrust.com/services/investment-management/beacon-funds>. You can also request this information by contacting us at 1-844-894-9222.

## What were the Fund's Cost for the last year?

(based on a hypothetical \$10,000 investment)

CLASS NAME	COST OF A \$10,000 INVESTMENT	COST PAID AS A PERCENTAGE OF A \$10,000 INVESTMENT
Beacon Planned Return Strategy Fund - I	\$129	1.20%

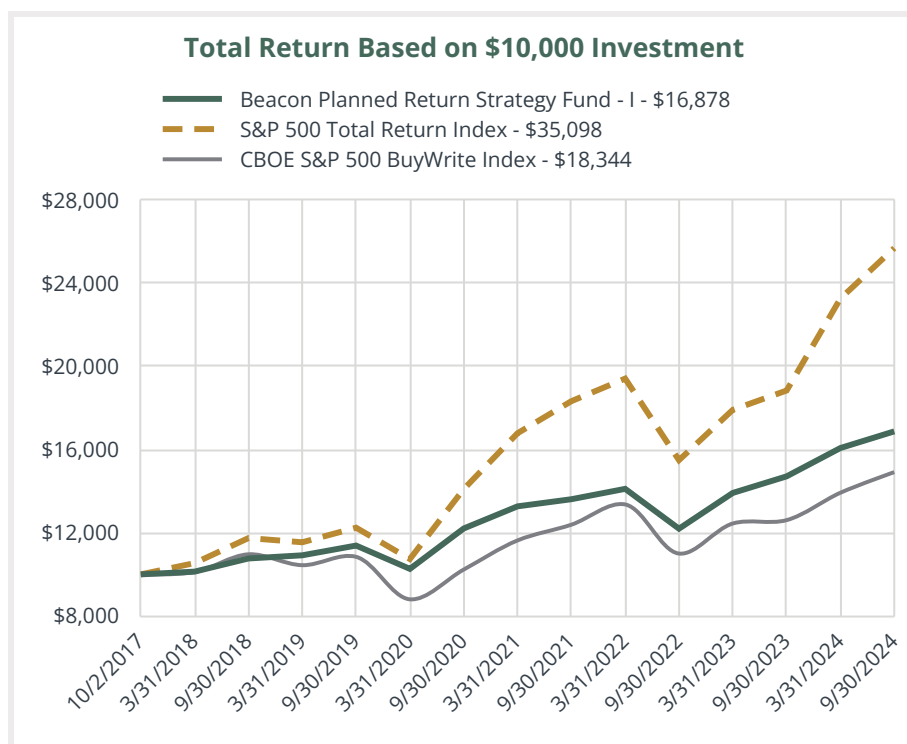
## How did the Fund perform last year?

The Beacon Planned Return Strategy Fund - I returned 14.70% for the 12 months ended September 30, 2024. This is in contrast to the CBOE S&P 500 BuyWrite Index, which had a 18.31% return for the same time period.

The returns sought to be generated by the Fund are derived from three distinct return elements, i.e., returns from Directional/Enhanced market movements, returns from Income (or option premium) and returns from the Hedge that creates constant "downside protection". Each return driver plays a crucial and sometimes complementary role in the overall performance of the strategy.

Over the last year, the Directional/Enhanced component added value due to the increase in the S&P 500, the Income component detracted from value since selling the out of the money call options lost more than the gains received from selling put options, and the Hedge component detracted from value due to the rise in the S&P 500.

## How did the Fund perform since inception?



## Average Annual Total Returns

	1 Year	5 Year	Since Inception
Beacon Planned Return Strategy Fund - Class I	14.70%	8.19%	7.77%
S&P 500 Total Return Index	36.35%	15.98%	14.44%
CBOE S&P 500 BuyWrite Index	18.31%	6.59%	5.88%

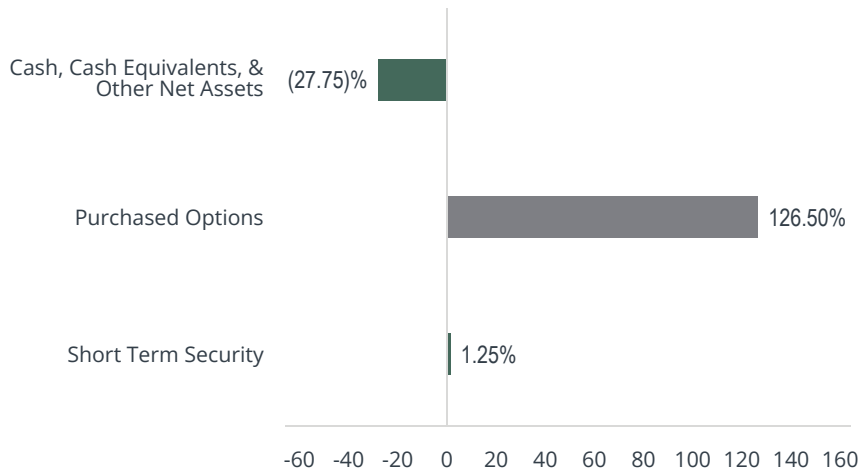
## Fund Statistics

Total Net Assets	\$384,241,502
# of Portfolio Holdings	97
Portfolio Turnover Rate (Class I)	-%
Advisory Fees Paid	\$3,685,434

The Fund's past performance is not a good predictor of the Fund's future performance. The "Average Annual Total Returns" table and graph presented above do not reflect the deduction of taxes a shareholder would pay on fund distributions or the redemption of fund shares. Call 1-844-894-9222 for current month-end performance.

## What did the Fund invest in?

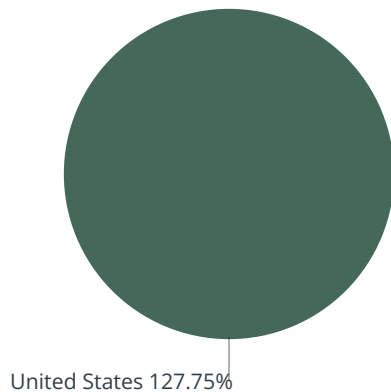
### Asset Class Weightings (as a % of Net Assets)



### Top Ten Holdings (as a % of Net Assets)

Call XSP October 56.75 10/14/2024	9.60%
Call XSP November 58.75 11/14/2024	9.43%
Call XSP AUGUST 72.00 08/14/2025	8.53%
Call XSP September 73.42 09/12/2025	8.36%
Call XSP July 73.55 07/14/2025	8.30%
Call XSP June 70.80 06/13/2025	7.50%
Call XSP February 65.20 02/14/2025	7.32%
Call XSP April 67.30 04/14/2025	7.29%
Call XSP May 69.00 05/14/2025	7.20%
Call XSP March 67.18 03/14/2025	7.16%
<b>Total % of Top 10 Holdings</b>	<b>80.69%</b>

### Country Weightings (as a % of Net Assets)



### Material Fund Changes

There have been no material Fund changes during the reporting period.

### Changes in and Disagreements with Accountants

There have been no changes in or disagreements with the Fund's independent accounting firm during the reporting period.

### Availability of Additional Information

Additional information about the Fund, including its prospectus, financial information, holdings, and proxy voting information, can be found by visiting <https://www.beacontrust.com/services/investment-management/beacon-funds>.

### Householding

If you have consented to receive a single annual or semi-annual shareholder report at a shared address you may revoke this consent by calling the Transfer Agent 1-973-206-7100.

Distributor, ALPS Distributors, Inc.

Phone: 1-844-894-9222

Email: [mutualfunds@beacontrust.com](mailto:mutualfunds@beacontrust.com)



02110A597-A-09302024